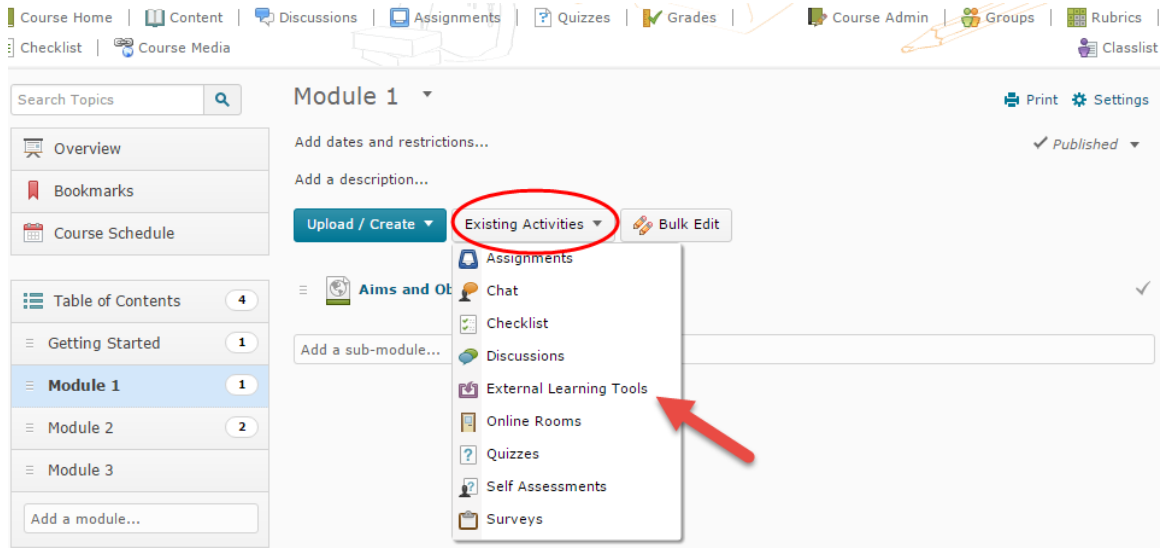
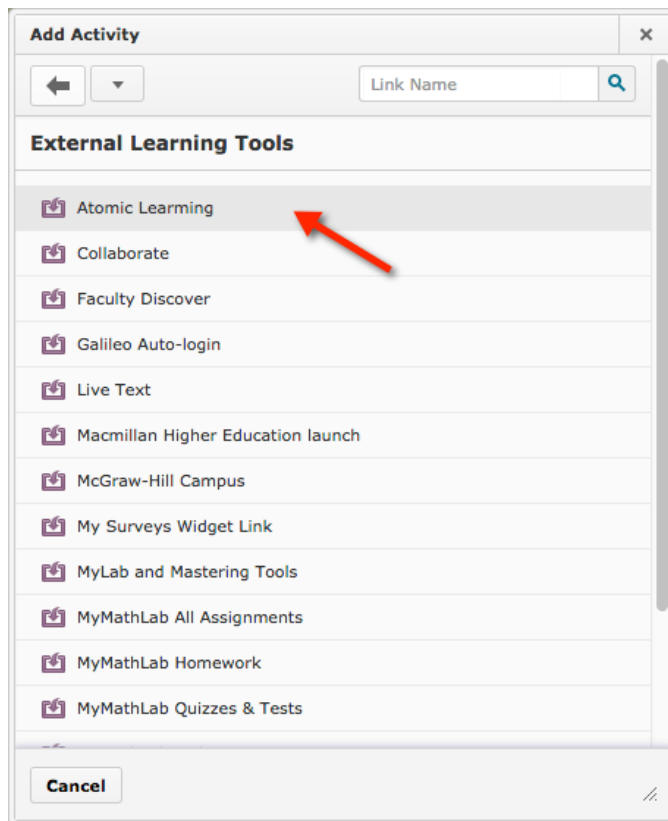


## Atomic Learning Guide

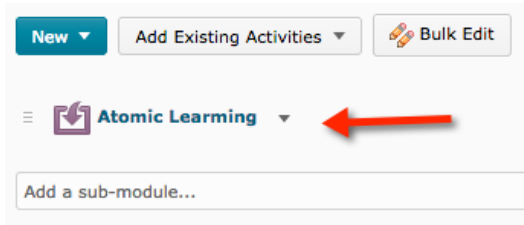
1. In your course select 'Content', then 'Existing Activities' and 'External Learning Tools'.



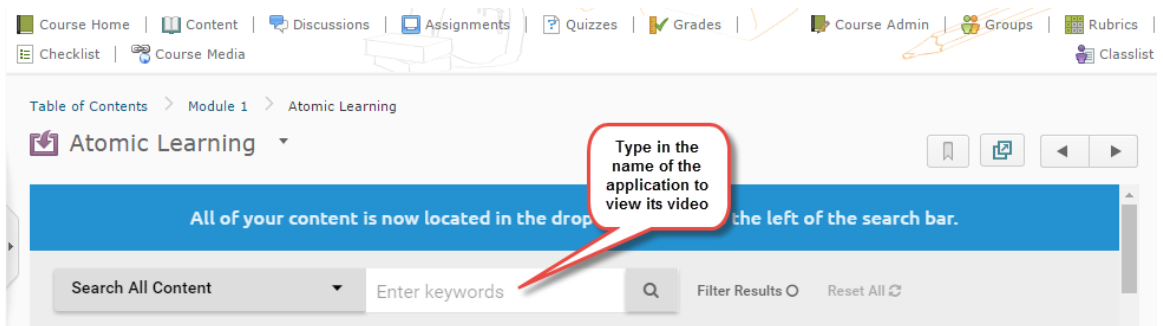
2. Select 'Atomic Learning' from the list.



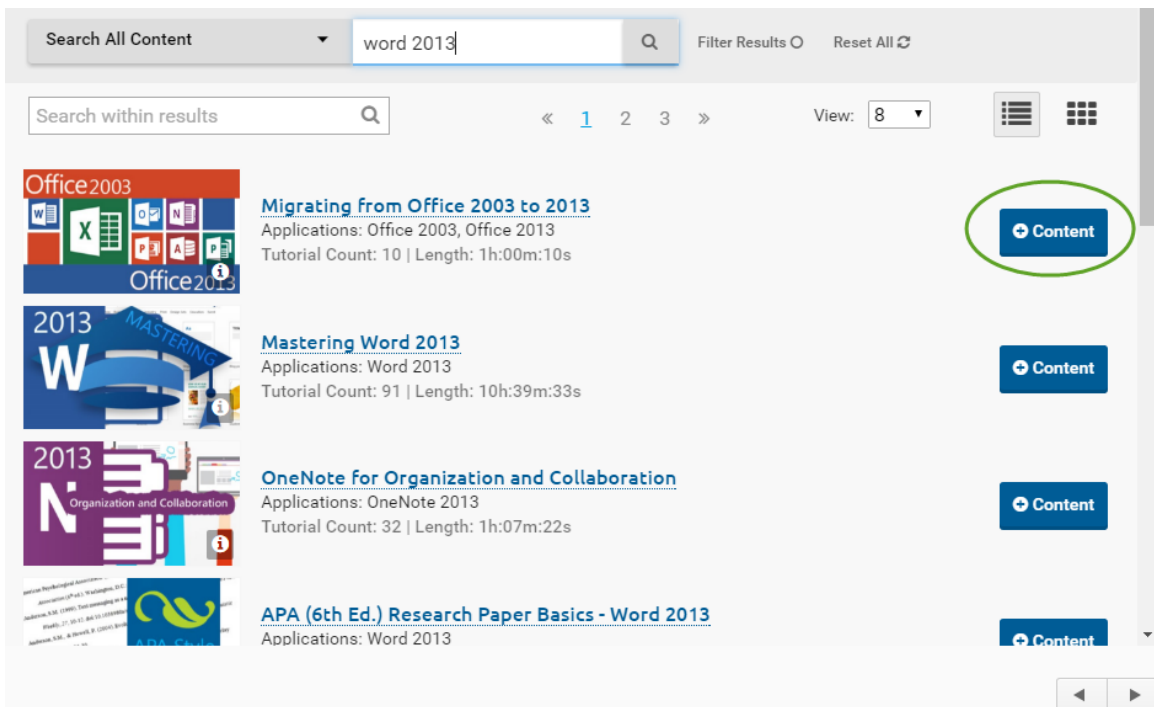
3. A new link should appear in your course. Select the Atomic Learning link.



4. Search for a tutorial video.



5. When you search for an application, a list will appear below it. Select content on your desired application.



6. You will be shown a playlist. Click edit and select the checkboxes for the videos you want to show.

Atomic Learning

Back to Search

Office2003 Office2013

### Migrating from Office 2003 to 2013

Migrating from Office® 2003 to Office 2013 might seem like a daunting challenge. Ease the pain by checking out this online training course, in which you'll be introduced to the differences and some of the newest features found in 2013.

This series was created by Bigger Brains, a friend of Atomic Learning's. Partners like Bigger Brains enable us to provide a wide variety of content to our

© 2016 Atomic Learning, LLC. All rights reserved. [Intellectual Property Rights](#) - [Terms of Use](#) - [Privacy Policy](#)

Submit

Edit

- All Learning Resources
- A. From 2003 to 2013
  - The Ribbon 05:54
  - Other interface changes 07:46
  - File type changes 05:49
  - Backstage view 05:24
  - Formatting enhancements 05:21
  - Excel changes 06:26
  - Word changes 03:59
  - PowerPoint changes 07:47

7. Select a link to preview the video. Press pause to minimize the screen.

Microsoft Excel - Book1

office assistant

Office 2003

So what you are going to, looks like this.

0:38 / 5:54

© 2016 Atomic Learning, LLC. All rights reserved. [Intellectual Property Rights](#) - [Terms of Use](#) - [Privacy Policy](#)

Submit

Migrating from Office 2003 to 2013

Playlist Length: 01:00:10

- A. From 2003 to 2013
  - The Ribbon Duration: 05:54
  - Other interface changes Duration: 07:46
  - File type changes Duration: 05:49
  - Backstage view Duration: 05:24
  - Formatting enhancements Duration: 05:21

8. Once you are happy with your playlist, select 'Submit'.

The screenshot shows the Atomic Learning interface. At the top left, there is a logo and the text 'Atomic Learning'. Below it, a 'Back to Search' button is visible. The main content area features a video player with a thumbnail titled 'Migrating from Office 2003 to 2013'. The video description reads: 'Migrating from Office® 2003 to Office 2013 might seem like a daunting challenge. Ease the pain by checking out this online training course, in which you'll be introduced to the differences and some of the newest features found in 2013. This series was created by Bigger Brains, a friend of Atomic Learning's. Partners like Bigger Brains enable us to provide a wide variety of content to our...'. To the right of the video player, there is a control panel with an 'Edit' toggle and a 'Submit' button, which is circled in green. Below the control panel, the playlist title 'Migrating from Office 2003 to 2013' and its length '01:00:10' are shown. The playlist items are listed as follows:

- A. From 2003 to 2013
  - The Ribbon (Duration: 05:54)
  - Other interface changes (Duration: 07:46)
  - File type changes (Duration: 05:49)
  - Backstage view (Duration: 05:24)
  - Formatting enhancements (Duration: 05:21)

At the bottom of the interface, there is a copyright notice: '© 2016 Atomic Learning, LLC. All rights reserved. [Intellectual Property Rights](#) - [Terms of Use](#) - [Privacy Policy](#)'.

9. After clicking submit you will see this screen.

The screenshot shows the Atomic Learning interface after a successful submission. At the top, there is a green banner with the text 'Submission Successful!'. Below this, a message reads: 'Navigate back to your course to continue adding content.' The main content area features a section titled 'Want More Training?' with the text: 'Browse topics you're interested in or search for other training at:'. Below this text is the Atomic Learning logo, which consists of a blue square with a white atom symbol and the text 'ATOMIC LEARNING'.